

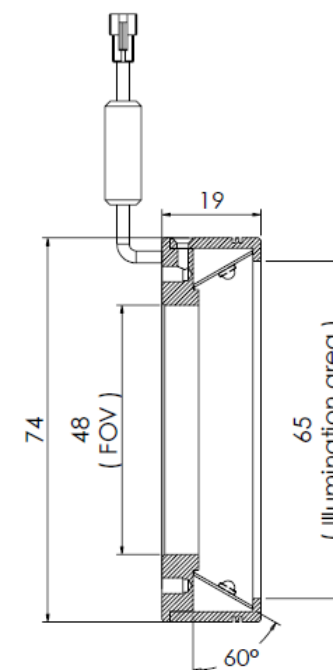
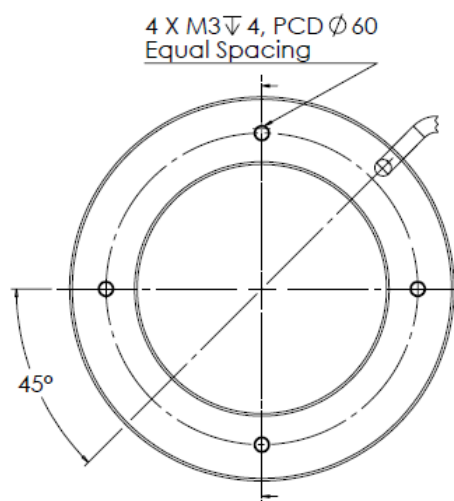
High Power Low Angle Ring Light

[FALCON] FHDR-Si74LA3 (STROBE MODE ONLY)

Lighting Picture



Lighting Dimension



Unit in mm

*Cable can be flexible bend to top or to side of the housing

| Mechanical Information | |
|------------------------|---------------------------------|
| Casing Material | Aluminium |
| Weight | 118g |
| Operating Temperature | 0°C to 40°C , Humidity 20%-85% |
| Storage Temperature | -20°C to 60°C, Humidity 20%-85% |
| Lighting Dimension ØxH | Ø74.0 x 19.0mm |
| IP Rating | N/A |



Asia Office: www.falconmv.com, Europe Office: www.falconmv.de
Form No: DSG-FR001 / Rev 1.1 / Date: 2021-03-11 / ET
© FALCON MV – All rights reserved conform to ISO 16016

FHDR-Si74LA3


| Optical Information | | | |
|------------------------------|---|---------|----------------|
| Led Color | GREEN(G) | BLUE(B) | WHITE(W) |
| Wavelength | 525nm | 470nm | xy=(0.31,0.32) |
| Illumination (number of LED) | 35 | | |
| Illumination Area | Ø65mm | | |
| Led Package | SMD | | |
| Eye Safety (EN 62471:2008) | RG-2 (Moderate Risk): Caution. Do not stare at exposed lamp in operation. May be harmful to eyes. | | |
| Optimal Working Distance | 0-30mm | | |

| Strobe Mode (with internal resistor) | G/B/W |
|---|---------------------------------------|
| Max. Lighting Supply Voltage | 12VDC to 24VDC (Recommended at 18VDC) |
| Max. Current | 1.75A (MAX) |
| Max. Power | 42.00W |
| Max. Trigger Pulse Duration | 50 msec |
| Duty Cycle | 0 - 10% |

| Strobe Mode (without internal resistor) | G/B/W |
|--|---------------------|
| Typical Lighting Forward Voltage | V _f =21V |
| Max. Current | 4.38A (MAX) |
| Max. Power | 91.88W |
| Max. Trigger Pulse Duration | 10 msec |
| Duty Cycle | 0 - 10% |

| Ordering Part Number | |
|----------------------|--|
| FHDR-Si74LA3-G/B/W | With resistor to limit the current (Use in both constant voltage/ current power supply) |
| FHDR-Si74LA3-G/B/W-0 | Internal resistor value= zero ohms (only use in constant current power supply) |



| Connection | (Voltage & Current drive) | | |
|---------------------------|---------------------------|--------|---|
| Connector Type (Default): | JST SMR-03V (Male) | |  |
| | Pin | Signal | Cable Color |
| | 1 | LED + | Black/White |
| | 2 | N.C. | --- |
| | 3 | LED - | Black |
| Cable Length | 540 mm | | |

| Additional Information | Details |
|--|--|
| Additional Cooling Method | Attached to machine part for better heat dissipation |
| Life span in continuous mode | 20,000 hours |
| Life span in strobe light mode | 50,000 hours |
| Lighting drop to 50% intensity (at 25°C ambient temperature) | |
| Intensity Controller Selection | PSA-Series, PSD-Series, LIC-Series |
| CE Conformity | YES |
| RoHS Compliance | YES |
| ISO 9001:2015 | MY11/00845 |



Disclaimer

IMPORTANT NOTICE:

ALL PRODUCT, PRODUCT DATA SHEET AND DATA ARE SUBJECT TO CHANGE WITHOUT NOTICE TO IMPROVE QUALITY, RELIABILITY, FUNCTION, DESIGN OR OTHERWISE.

Other disclaimers:

- 1) FALCON MV (M) SDN.BHD (termed as FALCON), its affiliates, agents, distributors and employees, and all persons acting on its or their behalf (FALCON collectively), disclaim any and all liability for any errors, inaccuracies or incompleteness contained in any datasheet or in any other disclosure relating to any product.
- 2) FALCON makes no warranty, representation or guarantee regarding the suitability of the products for any particular purpose or the continuing production of any product. To the maximum extent permitted by applicable law, FALCON disclaims:
 - (i) any and all liability arising out of the application or use of any product,
 - (ii) any and all liability, including without limitation special, consequential or incidental damages, and
 - (iii) any and all implied warranties, including warranties of fitness for particular purpose, non-infringement and merchantability.
- 3) Information and statements regarding the suitability of products for certain types of applications are based on FALCON's knowledge of typical requirements that are often placed on our products datasheet for generic applications. Such statements or information are not binding statements about the suitability of products for a particular application. It is the customer's responsibility to verify and/or validate that a particular product with the properties described in our product data sheet is suitable for use in a particular application.
- 4) Parameters provided in product datasheets and/or specifications may vary in different applications and performance may vary over time. All operating parameters, including typical parameters, must be verified and/or validated for each customer application by the customer's technical experts.
- 5) Except as expressly indicated in writing, FALCON I's products are not designed for use in medical, life-saving, or life-sustaining applications or for any other application in which the failure of the product could result in personal injury or death. Customers using or selling our products not expressly indicated for use in such applications do so at their own risk and agree to fully indemnify and hold FALCON and its distributors harmless from and against any and all claims, liabilities, expenses and damages arising or resulting in connection with such use or sale, including attorneys fees, even if such claim alleges that FALCON or its distributor was negligent regarding the design or manufacture of the part. Please contact authorized FALCON personnel to obtain written terms and conditions regarding products designed for such applications.

