

High Brightness Spot Light



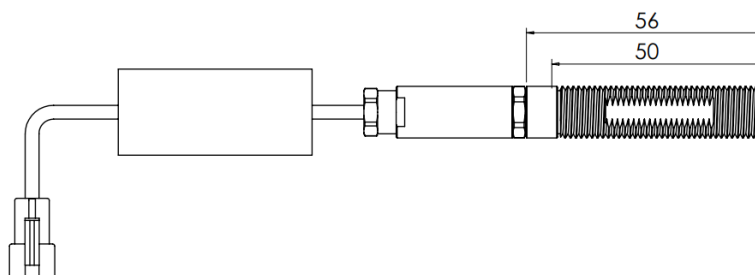
FHSP-M12-IP67

Lighting Picture

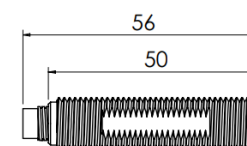


Lighting Dimension

With BU-Unit:



Without BU-Unit (0 Ohm):



Unit in mm

Mechanical Information	
Casing Material	Stainless steel
Weight	17g
Operating Temperature	0°C to 40°C, Humidity 20%-85%
Storage Temperature	-20°C to 60°C, Humidity 20%-85%
Lighting Dimension, OD / H	12.0 x 56.0 mm
IP Rating	IP67




Led Colour	RED (R)	INFRARED(IR)	GREEN (G)	BLUE (B)	WHITE (W)
Optical Information					
Wavelength / Color temperature	626nm	850nm	525nm	470nm	xy=(0.31,0.32)
Illumination (Number of LED)	1				
Illumination Area	Ø9mm				
Led Package	SMD				
Eye Safety (EN 62471:2008)	Exempt Group				
Optimal Working Distance	0-100 mm				

Continuous Mode	Voltage Drive (With BU-Unit)			Current Drive (Without BU-Unit)		
	R	IR	G/B/W	R	IR	G/B/W
Supply Voltage To Controller	12VDC - 24VDC \pm 2%			3VDC \pm 2%	4VDC \pm 2%	4VDC \pm 2%
Lighting Forward Voltage, Vf	2.0 V	2.9 V	3.0 V	2.0 V	2.9 V	3.0 V
Max. Current	0.35A (MAX)	0.35A (MAX)	0.35A (MAX)	0.35A (MAX)	0.35A (MAX)	0.35A (MAX)
Max. Power	0.7 W	1.02 W	1.05 W	0.7 W	1.02 W	1.05 W
Lighting casing temperature, Operating after 60 minutes	(Without compress air cooling) 75°C (With compress air cooling) 60°C					

Strobe Mode	Voltage Drive			Current Drive		
	R	IR	G/B/W	R	IR	G/B/W
Max. Lighting Supply Voltage	Pulsing at 12VDC to 24VDC, Recommended at 18VDC			Pulsing at 3VDC	Pulsing at 4VDC	Pulsing at 4VDC
Max. Current	0.88A (MAX)	0.88A (MAX)	0.88A (MAX)	0.88A (MAX)	0.88A (MAX)	0.88A (MAX)
Max. Trigger Pulse Duration	10 msec					
Duty Cycle	< 10%					

Ordering Part Number	Controller Type	Description
FHSP-M12-IP67-IR/G/B/W-BU24-3 FHSP-M12-IP67-R-BU24-2	Voltage Drive	With BU-Unit (Use in both constant voltage/ current power supply)
FHSP-M12-IP67-R/IR/G/B/W-0	Current Drive	Without BU-Unit (0 Ohm) (Only use in constant current power supply)



Connection				
Connector Type (Default):	Pin	Signal	Cable Color	
	1	LED +	Black/White	
	2	N.C.	---	
	3	LED -	Black	
Cable Length out from lighting:	300mm			

Additional Information	Details
Life span in continuous mode	20,000 hours
Life span in strobe light mode	50,000 hours
Lighting drop to 50% intensity (at 25°C ambient temperature)	
Supply Ripple Voltage	$\leq V_s \pm 5\%$
Reverse Battery Protection	YES
Cooling Method	Natural air-cooling
Additional Cooling Method	Attached to machine part for better heat dissipation
Intensity Controller Selection	PSA-Series, PSD-Series, LIC-Series
CE Conformity	YES
ISO 9001:2015	MY11/00845



Disclaimer

IMPORTANT NOTICE:

ALL PRODUCT, PRODUCT DATA SHEET AND DATA ARE SUBJECT TO CHANGE WITHOUT NOTICE TO IMPROVE QUALITY, RELIABILITY, FUNCTION, DESIGN OR OTHERWISE.

Other disclaimers:

- 1) FALCON MV (M) SDN.BHD (termed as FALCON), its affiliates, agents, distributors and employees, and all persons acting on its or their behalf (FALCON collectively), disclaim any and all liability for any errors, inaccuracies or incompleteness contained in any datasheet or in any other disclosure relating to any product.
- 2) FALCON makes no warranty, representation or guarantee regarding the suitability of the products for any particular purpose or the continuing production of any product. To the maximum extent permitted by applicable law, FALCON disclaims:
 - (i) any and all liability arising out of the application or use of any product,
 - (ii) any and all liability, including without limitation special, consequential or incidental damages, and
 - (iii) an and all implied warranties, including warranties of fitness for particular purpose, non-infringement and merchantability.
- 3) Information and statements regarding the suitability of products for certain types of applications are based on FALCON's knowledge of typical requirements that are often placed on our products datasheet for generic applications. Such statements or information are not binding statements about the suitability of products for a particular application. It is the customer's responsibility to verify and/or validate that a particular product with the properties described in our product data sheet is suitable for use in a particular application.
- 4) Parameters provided in product datasheets and/or specifications may vary in different applications and performance may vary over time. All operating parameters, including typical parameters, must be verified and/or validated for each customer application by the customer's technical experts.
- 5) Except as expressly indicated in writing, FALCON l's products are not designed for use in medical, life-saving, or life-sustaining applications or for any other application in which the failure of the product could result in personal injury or death. Customers using or selling our products not expressly indicated for use in such applications do so at their own risk and agree to fully indemnify and hold FALCON and its distributors harmless from and against any and all claims, liabilities, expenses and damages arising or resulting in connection with such use or sale, including attorneys fees, even if such claim alleges that FALCON or its distributor was negligent regarding the design or manufacture of the part. Please contact authorized FALCON personnel to obtain written terms and conditions regarding products designed for such applications.

